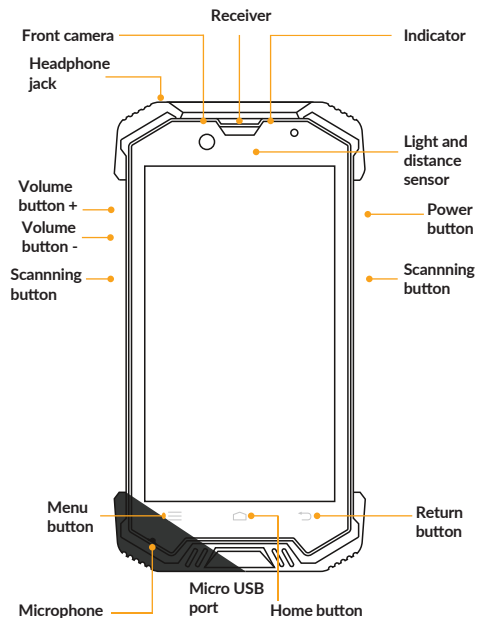




N7000R

## User Manual

### Mobile phone instructions



#### Power button

Press and hold this button to switch the phone on and off.

#### Volume button

Adjust the volume. To adjust the volume or mute.

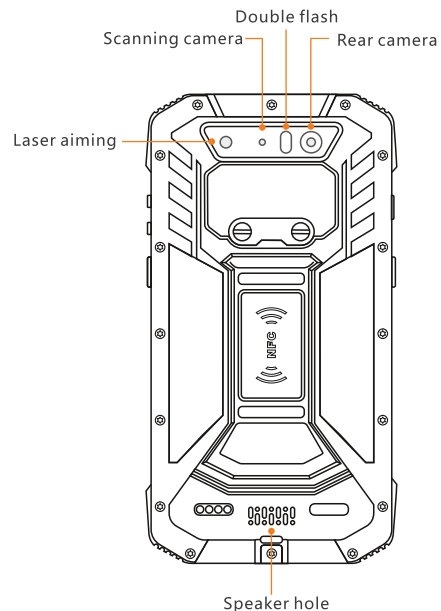
#### Power button and the volume - button

To take a screenshot, hold the power and volume button.

#### Scanning button

Click to activate the barcode scanner.

### Mobile phone instructions



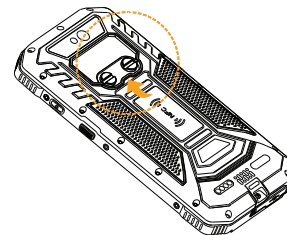
Caution, laser

#### Notice:

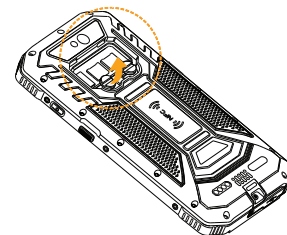
Danger. Avoid direct eye exposure. Exposure can cause unrecoverable damage to the eyes.

### Installation and preparation

Before using the phone, please install the SIM card. If necessary, install SD card.

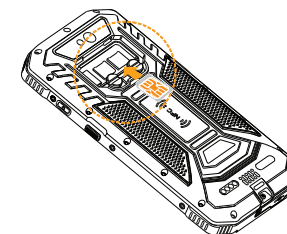


#### 1. Turn the screw, open the SD card waterproof cover

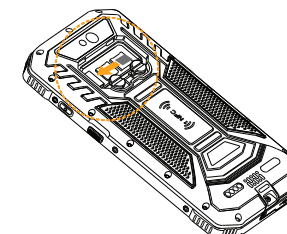


#### 2. Open the SIM cover

### Installation and preparation



#### 3. Insert SIM card



#### 4. Insert SD card

Please do not use any unauthorized SIM card, doing so will damage your phone.

The N7000R uses a Nano SIM card.



SIM card



Micro SIM card



Nano SIM card

### FAQ

Q: How to extend the standby time of the mobile phone by reducing power consumption?

Answer:

1. If you do not need to use the Wi-Fi or Bluetooth, go to Settings > Wireless and Network and choose either Wi-Fi or Bluetooth and use the disable switch.
2. If you do not need to use GPS, you can turn off the GPS. Go to Settings > Personal > Location and use the disable switch.
3. Screen brightness and sleep mode will affect the standby time of the phone. You can adjust these two settings by going to Settings > Display.
4. Exit and shut down the applications that are not in use.

Q: How to free up device memory?

Answer:

1. Move the files and e-mail attachments to the Micro SD card.
2. Remove all cache and browser history.
3. Uninstall the applications which are no longer necessary.

Using tips

Important tips

- In order to avoid unnecessary harm, please note the following information when using the phone.
- Please do not turn on the phone where the use of wireless devices is forbidden, such as aircrafts, medical facilities and nearby medical equipment.
  - Please do not turn on the phone where it may cause interference or danger, such as around petrol stations, fuel or chemicals areas, etc.
  - Please use the original / certified accessories and battery.
  - Keep the device dry.
  - Please use authorized maintenance companies certified by Newland Europe B.V. to repair the device.
  - Please consult the connection method in the instructions when connecting to other devices. Do not connect to unsuitable devices.
- Battery charging**
- The battery icon in the upper right corner of the screen shows the charging status or the percentage of the battery level.
- The device should be charged by using the included USB power adapter connected to a power outlet. Or using the USB interface cable connecting to a computer or USB power hub.
- Connect the phone to the computer**
- Connect to the computer with a USB cable, open the data storage though the pop-up window or drop-down notification bar. While using the data storage, some of the programs cannot be used, such as file management.

Mobile phone configuration

Product performance		
LCD	5"HD (1280X720) LCD	
Touch screen	Multi-point PCAP (Projective Capacitive Touch)	
The operating system	Android 5.1	
CPU	Quad core 1.3 Ghz, MT6735V (MediaTek)	
Memory	ROM 32 GB	RAM 3 GB
Data acquisition and communication		
Support 1 D / 2D scannin	Support scanning international standard 1D barcode ,such as Code39,Code128,Code93, EAN8,EAN13,UPC-A,UPC-E,Codabar, Interleaved 2 of 5	
	Support scanning international standard 2D barcode, such as Datamatrix, PDF and QR code	
WI-FI Wireless local area network	Built-in802.11a/b/g/n(Dual-band 2.4 GHz/5GHz)	
Full network	GSM(Band 3/8) WCDMA(Band 1/8) CDMA1X、 EVDO(Band BC0) TD-SCDMA(Band 34/39 ) LTE FDD (BAND 1/3/7/17) LTE TDD (BAND 38/39/40/41)	
NFC	Can be used to read NFC cards contactless	
Bluetooth	Support Bluetooth 4.0 Support 3.0+HS and V2.1+EDR	
Extended function		
GPS	high precision GPS+AGPS / Beidou System	
Camera function	Rear camera : 13 million pixel high definition, autofocus, auto flash Front camera : 2 million pixel	

Mobile phone configuration

Battery and endurance			
Battery capacity	5200mAh	Standby	450 hours
		In use	22 hours
External ports and accessories			
Expansion card slot	Micro SD/TF (maximum support 32G), double SIM card(Nano card)		
Physical Jack	Micro USB jack, 3.5mm audio jack		
Optional	Capable of connecting all kinds of printer and charger supporting Bluetooth serial communication protocol		
Other accessories	Power adapter , data cable		
Product specification			
Laser safety standards	IEC2/FDAII grade,Meet the standards of IEC60825-/EN60825-1		
Product certification	CTA, CCC		
Protection level	IP65 1.5 drop test		


Safety tips

Declaration of toxic and hazardous substances in electronic information products.

Harmful Substance						
Component	Lead (Pb)	Mercury (Hg)	Polybrominated Biphenyls (PBB)	Cadmium (CD)	Six valence Chromium (CR (VI))	Polybrominated Diphenyl Ethers (PBDE)
Host	X	○	○	○	○	○
Charge	X	○	○	○	○	○
Battery	X	○	○	○	○	○
Cable	○	○	○	○	○	○

*This form is compiled in accordance with the SJ/T 11364.*

- : It represents that the content of this hazardous substance contained in all homogeneous materials for this component is all under the limit requirement in GB/T 26572
- X : It represents that the content of this hazardous substance contained in all homogeneous materials or at least one component is above the limitation in GB/T 26572, and there is no mature alternatives in the industry, meeting the environmental protection requirements of EU ROHs instructions.

 The number in this logo represents that the products have a 20 years environmentally friendly use period under normal conditions. Some other components may also have an environmentally friendly use period logo, their environmentally friendly use period depends on the number in the logo. Because of different models, the product may not include all of the above parts, except for the host, please refer to our actual sales product configurations.

